



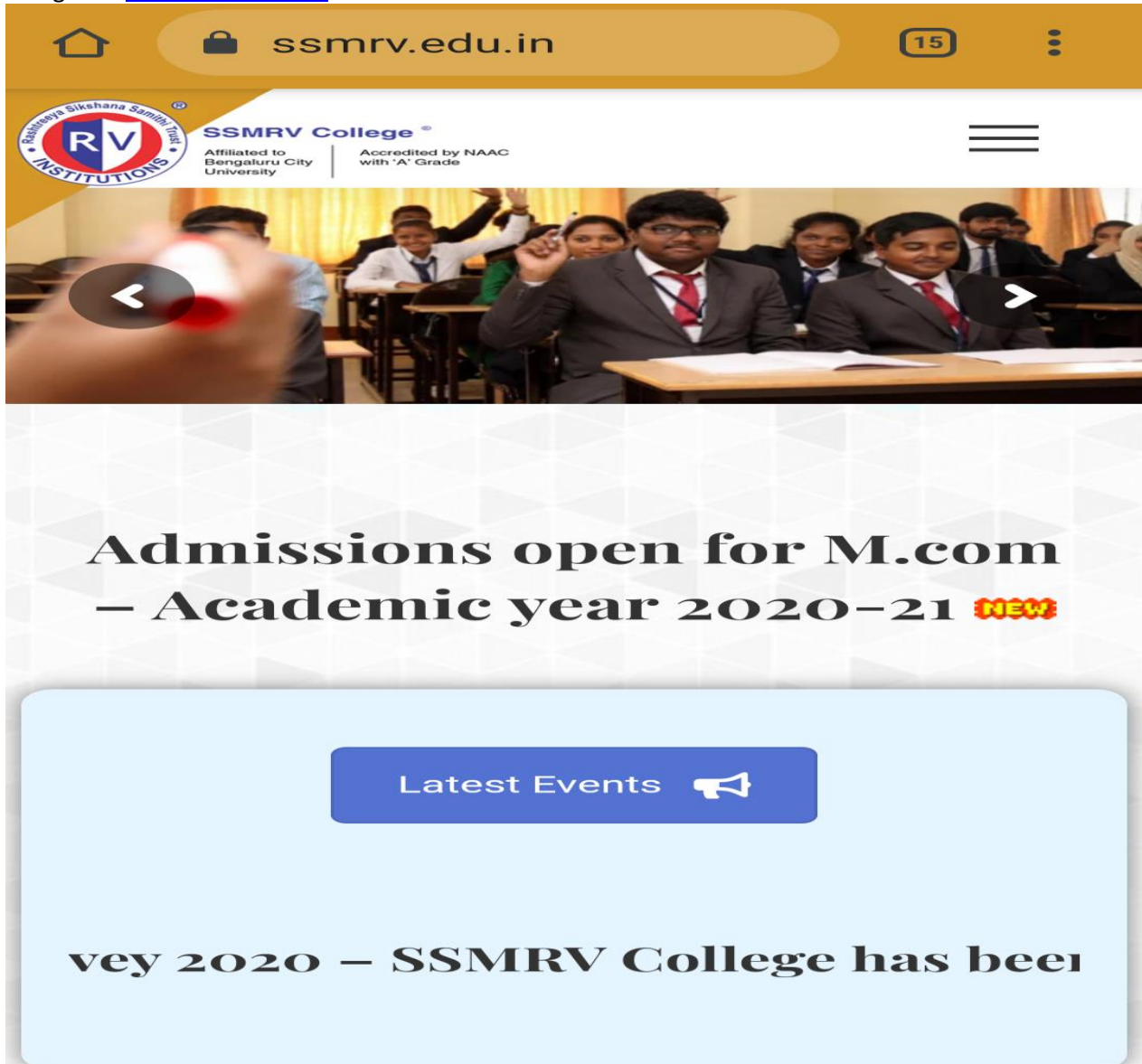
R.V. Educational Institutions
Sivananda Sarma Memorial R.V. College
Transforming Lives
UG, PG Programmes & Research Centre
Affiliated to Bengaluru City University
Accredited by NAAC with 'A' Grade
Ranked among top 5 College In India
(India Today - MDRA Survey 2018 & 2019)



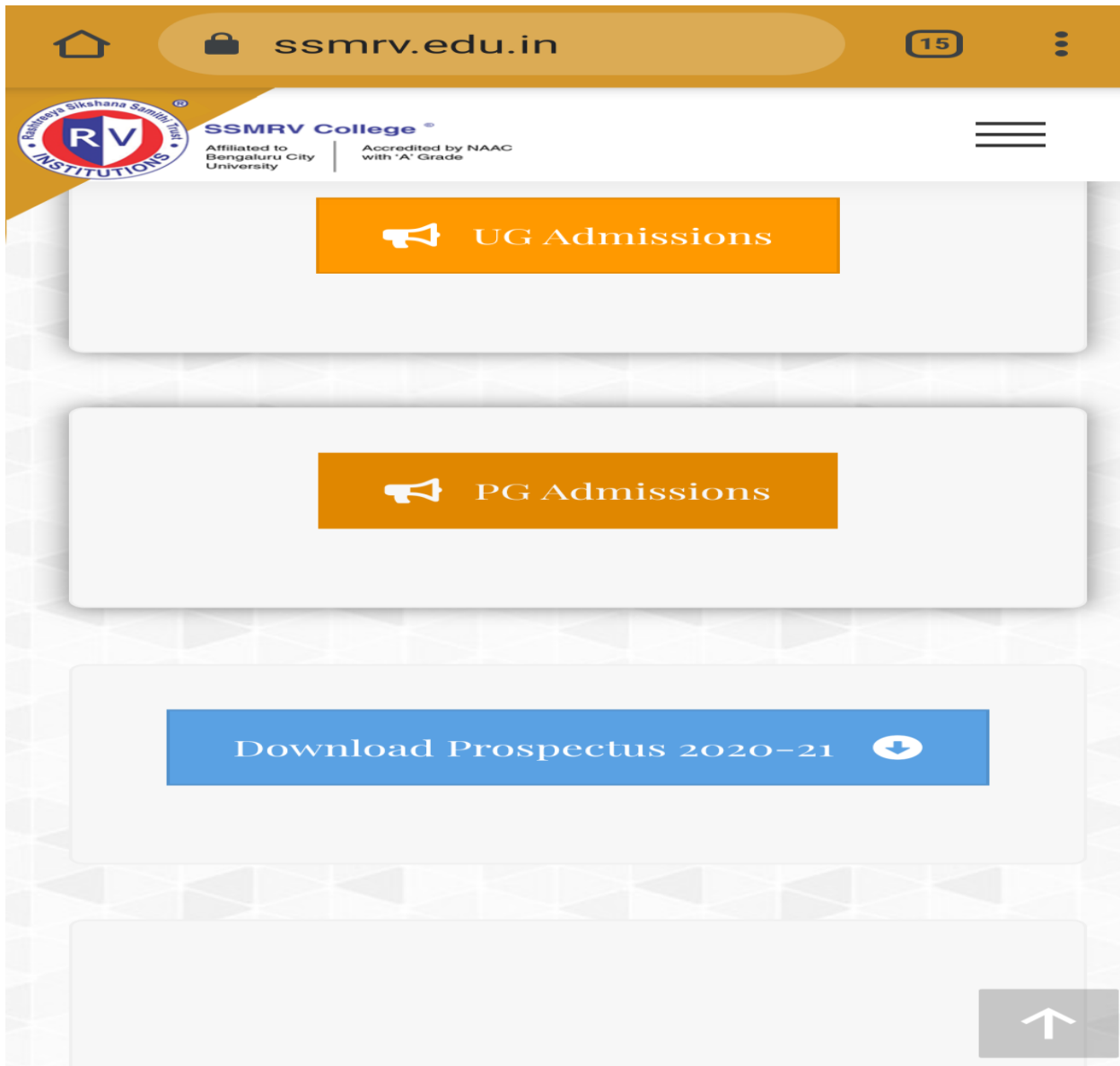
Admissions Open for the Academic Year 2020-21

How to Apply

1. Log in to www.ssmrv.edu.in




2. Scroll down to find the link – Admissions Open 2020-21.



3. Click on UG Admissions/ (click on PG admissions if you are looking for PG course – M.com)

4. Click on 'Register Now'


Home wds-prd.rvei.edu.in:4430 16





Login

Register Now with RVEI

Don't have an account yet ?




Register Now

 Incase of data cache .Kindly clear the browser history and reload the page. 

5. The below screen opens up. Please enter the details

- Applicant's Full Name
- Date of Birth
- Parent's/guardian's email id

Home wds-prd.rvei.edu.in:4430 16



Back

PG Admissions open 2020-2021

Create Account

*Applicant's Full name:

*Applicant's Date of Birth:

*Applicant's / Parent's E-mail :

*Applicant's / Parent's Mobile No:

- Parent's/guardian's mobile no Click on Register

6. An application number will be generate

? **Confirmation**

Application No : 100000022722
Generated Successfully Choose Ok to
proceed.

OK Cancel

7. Click on 'OK'
8. The instructions would be displayed
9. Please check your email id to find an email from admission team (admission.ssmrv@rvei.edu.in)
10. The Application no and College name appears by default
11. Select the course (M.Com) from the drop down menu
12. Click on step 2 and keep entering the details asked for in all the tabs. Please note that the details mentioned in * are mandatory fields to be entered
13. Once all the details including the photo and documents are uploaded
14. In case you are a foreign student please update the details
15. Click on the last tab called documents and upload the necessary documents
16. The last tab is called Submit (Please ensure that the details are correct since there will be no option to edit any details once submitted)
17. Click on Submit once you are convinced that all the information is correct
18. Once submitted those details will be reflected in the College database as well.
19. The admission committee will scrutinize the application and the selected candidates would be intimated through email.
20. Please reach out to the admission team in case you still have any queries

Best Regards, Dr S Anil Kumar Principal, SSMRV College Principal.ssmrv@rvei.edu.in