



## Analysis Report of feedback received from Students (AY 21-22)

### Introduction

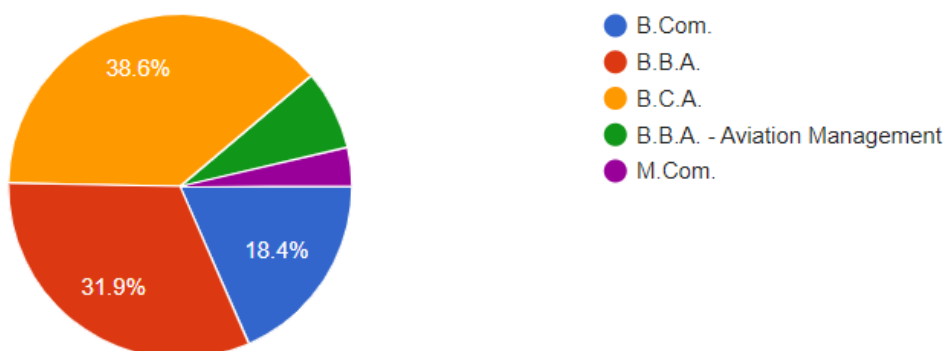
Sivananda Sarma Memorial RV college popularly known as SSMRV college is affiliated to Bengaluru City University. The college runs various under graduate courses viz., B. Com, BBA, BBA – Aviation, and BCA and Post-graduation course, M.Com. College has more than 2000 students from various background and economic strata. Internal Quality Assurance Cell of the college has been working continuously towards quality improvement and betterment of student learning experience. In order to understand the lag areas of the college and scope for further improvement, feedback of various stake holders have been received. This report focuses on feedback on students on syllabus and teachers.

### Data Collection and analysis

An effort has been made by the college in order to receive the feedback from the students of the college about the teaching and syllabus. As many as 521 students have responded. In order to arrive at the comprehensive results, percentage has been used for effective comparison and analysis. Data has been collected by preparation of Google form and has been circulated to the students of all courses. The details of the analysis is as follows:

#### Course

521 responses

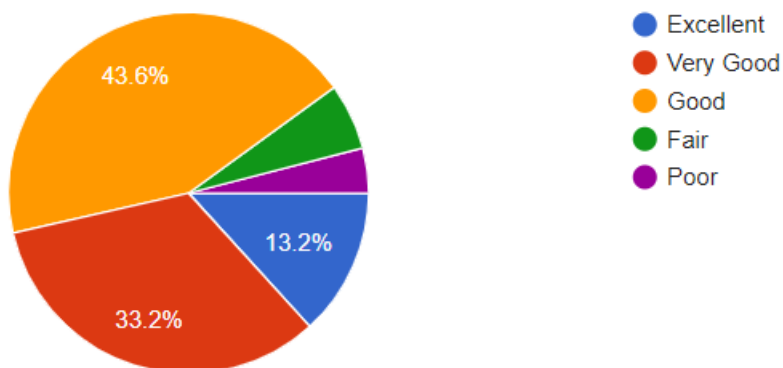


### Analysis

Total 521 responses were received across all the courses, out of which 18.4% are from B. Com, 38.6% from BCA, 18.4% are from BBA and others are from M.Com and BBA Aviation management

## Curriculum and Syllabi of the Course

521 responses



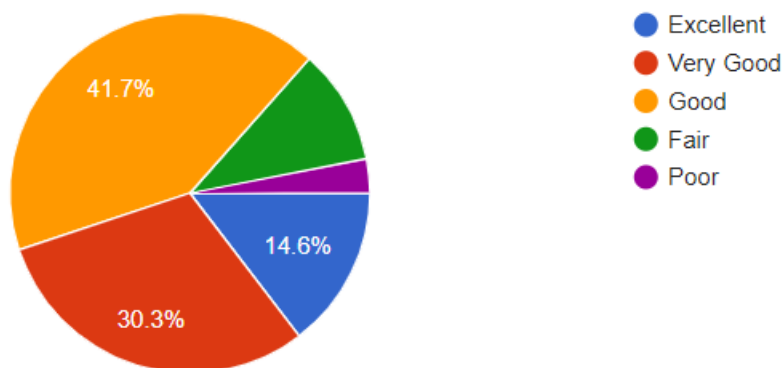
---

### Analysis

The above chart represents the quality of the syllabus and the curriculum perceived by the students of their respective courses. According to this 13.5% of the students has perceived the students to be excellent, 33.2% of the students consider as very good and 43.6% as good. Only 6% of them perceive as fair and 4% as poor.

## Extent of Syllabi covered in the class

521 responses



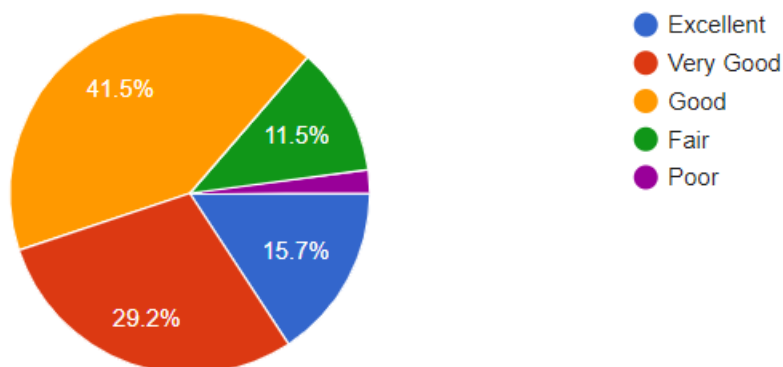
---

### Analysis

The above chart shows the extent of syllabus covered by the faculty members of their respective programs and courses. 14.6% of the responses record as excellent, 30.3% show as very good, 41.7% of them respond as good 4.2% of them has responded as poor and 9.2% as fair.

## Course Delivery by Faculty Members in the class

521 responses



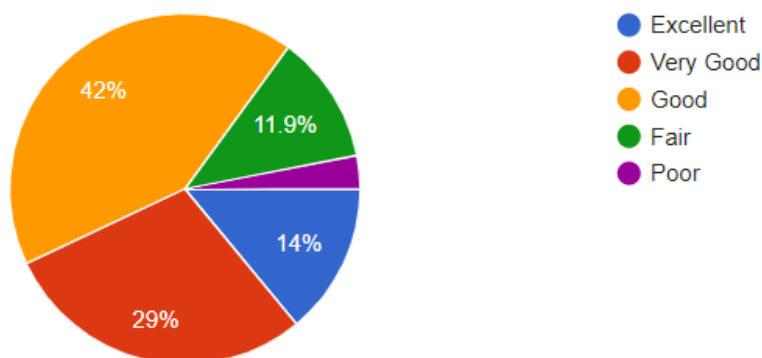
---

### Analysis

The above chart shows the quality in which the course has been delivered to the students by the faculty member during the academic year. According to the above response, 15.7% of the responses record as excellent, 29.2% show as very good, 41.5% of them responds as good. They have responded as poor and 2.1% as fair.

## Usage of Teaching aids and ICT in the class by faculty members to facilitate teaching

521 responses



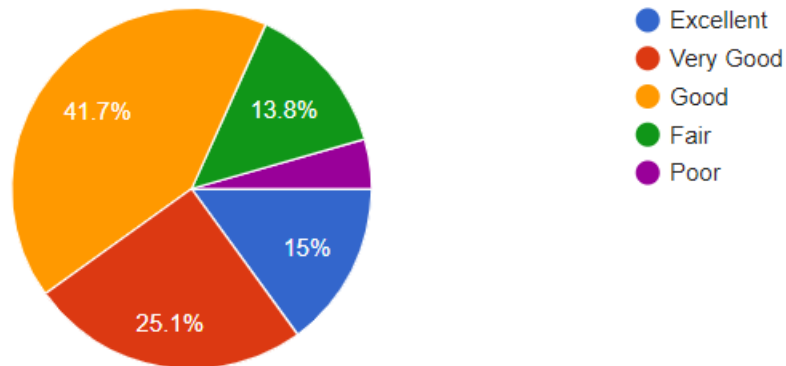
---

### Analysis

An attempt has been made to understand the extent of usage of Teaching aids and ICT in the class room by the faculty member to facilitate teaching. According to the above response, 14% of the responses record as excellent, 29% show as very good, 42% of them respond as good and few of them have responded as poor and 11.9% as fair.

## Fairness in the assessment processes

521 responses



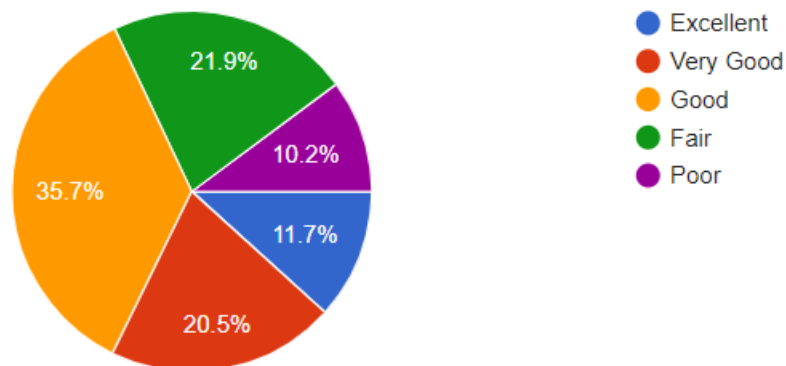
---

### Analysis

To understand the perspective of the students about the fairness in the assessment process by the faculty members.. According to the above response, 15% of the responses record as excellent, 25.1% show as very good, 41.7% of them responds as good. 13.8 % of them has responded as fair and balance as poor.

## Opportunities in the College for Research Activities

521 responses



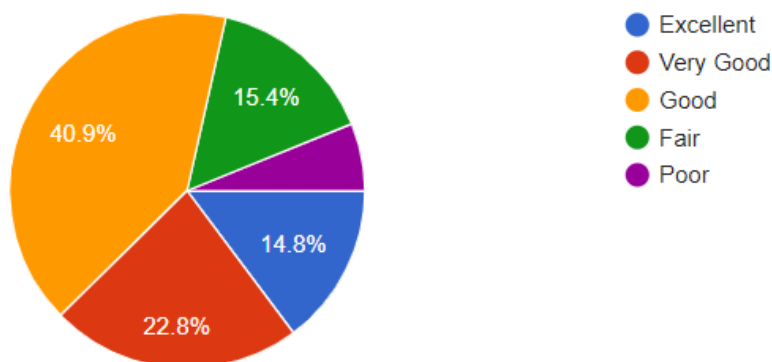
---

### Analysis

To understand the extent the research opportunities provided to the students by the college and the same perceived and utilized by the students. According to the above response, 11.7% of the responses record as excellent, 20.5% show as very good, 35.7% of them respond as good 21.9% of them has responded as fair and 10.2% as poor.

## Content and Learning of Add-on Course offered at College

521 responses



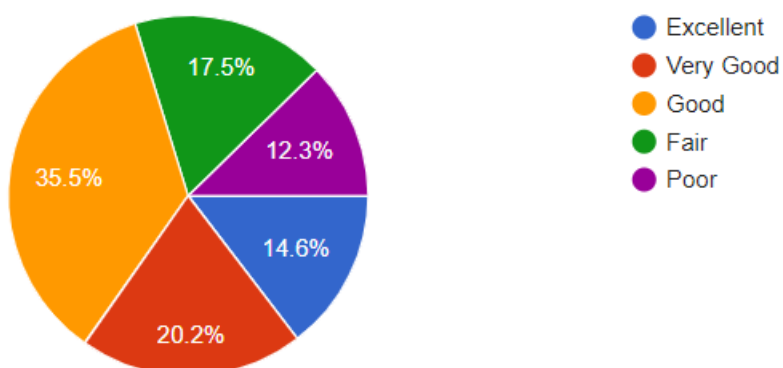
---

### Analysis

The above chart indicates the extent of contents and learning of add-on courses offered at college to the students across programs and courses. According to the above response, 14.8% of the responses record as excellent, 22.8% show as very good, 40.9% of them responds as good. 15.4% of them has responded as fair and balance as poor.

### Opportunities for out of classroom learning (Guest Lectures, Seminars, Workshops, Conferences, Competitions, Industrial Visit, Internships)

521 responses



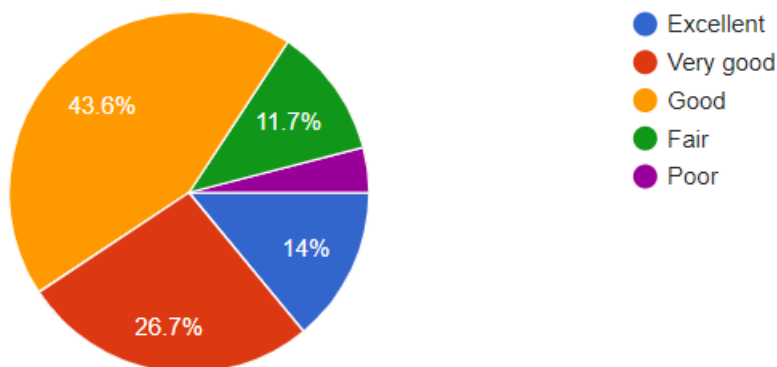
---

### Analysis

The chart indicates the about the opportunities to the students available outside the classroom learning in terms of guest lecturers, seminars, workshops, conferences, competitions, industrial visits, internships and such others. According to the above response, 14.6% of the responses record as excellent, 20.2% show as very good, 35.5% of them responds as good. 17.5% of them has responded as fair and 12.3% as poor.

## Overall Learning Experience

521 responses



---

### Analysis

The above chart indicates the overall experience in learning of the students of all programs and courses. According to the above response, 14% of the responses record as excellent, 26.7% show as very good, 43.6% of them responds as good. 11.7% of them has responded as fair and balance as poor

### Major observations and recommendations

- With regard to the quality of the syllabus and its contents, majority of the students has appreciated it. The syllabus followed by the college is as per our affiliated university BCU. By the introduction of NEP multi-disciplinary and open elective are introduced
- More than 80% of the faculty members have completed the syllabus within the stipulated time. It will be ensure that the percentage will increase to 100%
- In respect to the course delivery by the faculty members across all the programs, more than 85% has accepted it but marginal section of the students has considered as fair / poor. There is always a scope for the improvement to faculty members. Steps are initiated program-wise to identify and improve the quality of course delivery
- Usage of teaching aid and ICT has been a part of teaching pedagogy. In addition to the conventional method, there have been a considerable percentage of students accepting it. There are few practical oriented / problems solving courses which require the traditional method of teaching. It is recommended to faculty members to continue to use ICT as one of the teaching aid

- Institution follows a fair process in assessing the student performance. There are a marginal section of students who feel otherwise. Steps need to be taken in order to ensure that 100% of the students accepts our process
- College has successfully initiated research activities in terms of conducting workshops, encouraging students to prepare and present research papers in conferences and such other things has brought a great level of acceptance from the students of all programs It is recommended to continue with more interesting activities
- Though our college is affiliated to BCU, institution has introduced add-on courses on emerging technologies. This has been given thumbs up by the students. Of course, to a fringe section of students might feel the burden as it is compulsory to take up these courses
- Opportunities to the students for out of the class room learning are ample which has been accepted and appreciated by the students. It is recommended to continue with such activities
- The overall experience of the students is good. There is a scope for further improvement here and hence it is recommended to the faculty member to enhance their overall effectiveness

### **Action Taken**

- Though we are affiliated to BCU and are bound to follow its syllabus, college has introduced emerging technology courses to bridge the gap
- ICT enabled class room has been increased to ensure that it used to its full extent
- Students are encouraged and supported to present and publish papers. Few of them have presented and the same has been published
- Steps has been taken to ensure that assessment will be made in all fairness



## Analysis Report of the feedback received from Teachers (AY 21- 22)

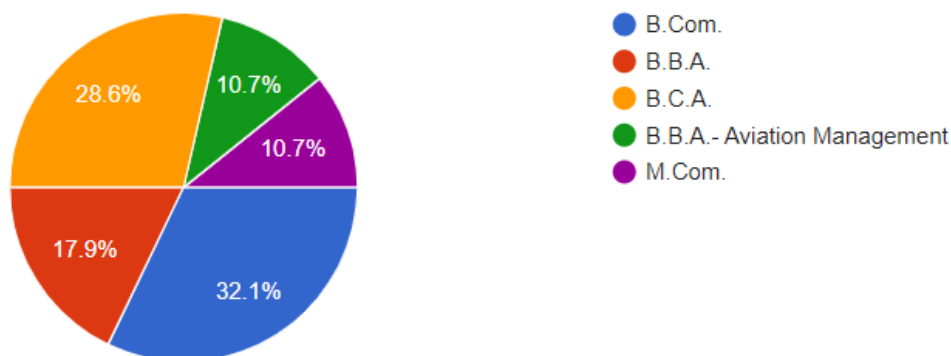
### Data Collection and analysis

An effort has been made by the college in order to receive the feedback from the teachers on the syllabus Curriculum, learning resources and as such. As many as 28 teachers have responded. In order to arrive at the comprehensive results, percentage has been used for effective comparison and analysis.

Data has been collected by preparation of Google form and has been circulated to the faculty members. The details of the analysis are as follows:

You are Providing Feedback for which course?

28 responses



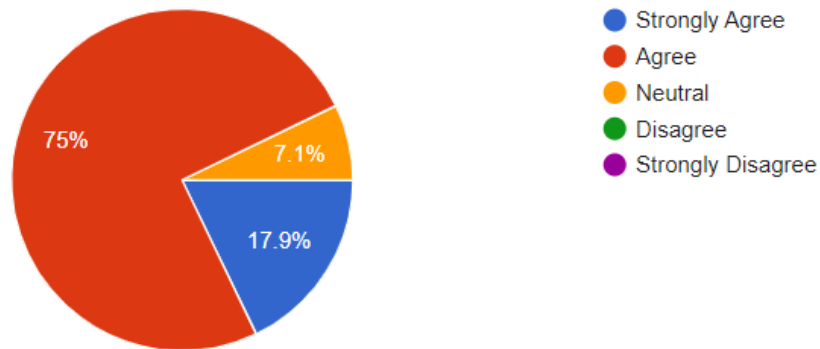
### Analysis

The above chart portrays that course-wise feedback. The respondents 17.9% were from BBA. Likewise, 28.6% were from B.com. Meanwhile, 28.6% were from BCA. In addition, 10.7% were from M.Com. Lastly, 10.7% were from BBA-Aviation Management.



### Curriculum and Syllabus are need based

28 responses



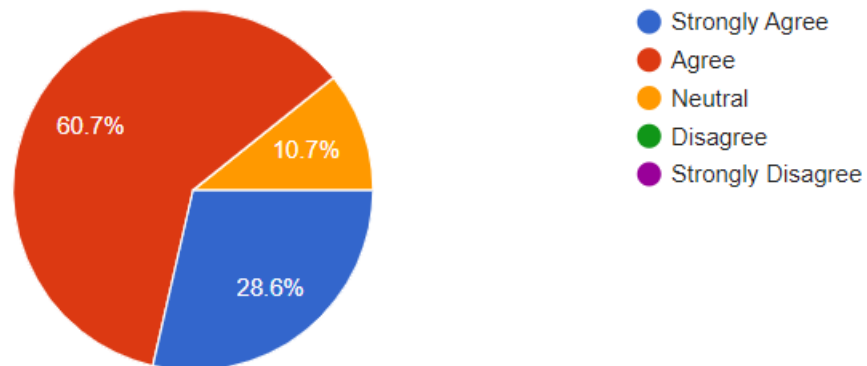
---

#### Analysis

The above chart depicts whether the curriculum and Syllabus are need based. The respondents 75% Agreed to the statement. Further, 17.9% strongly agreed that curriculum and syllabus are need based. Finally, 7.1% are neutral in their opinion.

### The Course outcomes are well-defined and clear

28 responses



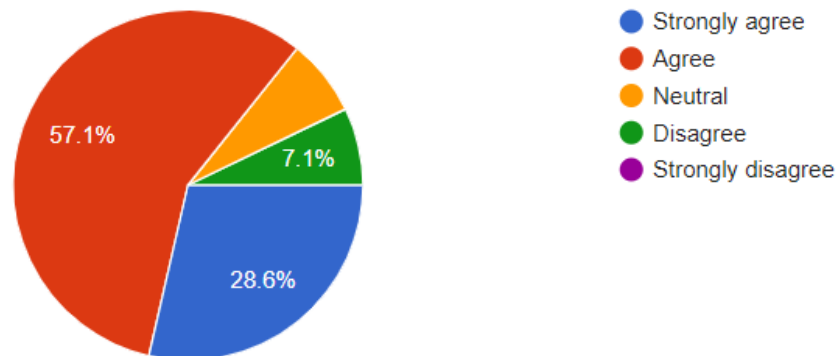
---

#### Analysis

The above chart depicts that the course outcome are well defined and clear . The respondents 60.7% agreed to the statement. Further 28.6% strongly agreed that course outcomes are well defined and clear.

Sufficient number of relevant reading materials and digital resources are available in the library.

28 responses



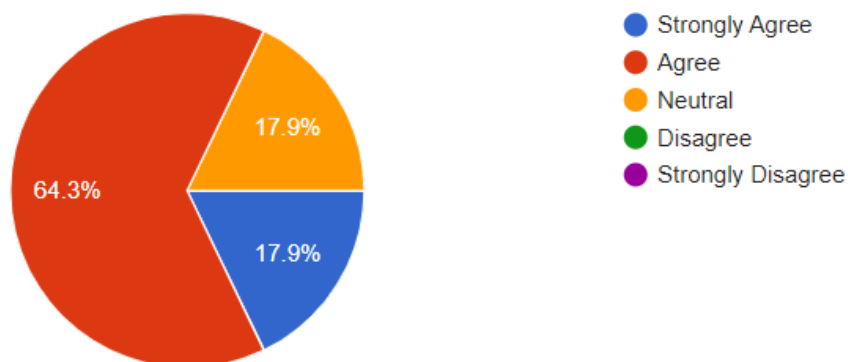
---

### Analysis

The above chart shows that whether the sufficient reading material and digital resources are available in the library. The respondents 57.1% agreed to the statement and 28.6% strongly agreed to the statement. Finally, 7.2% are neutral in their opinion.

The Course has good balance between theory and application.

28 responses



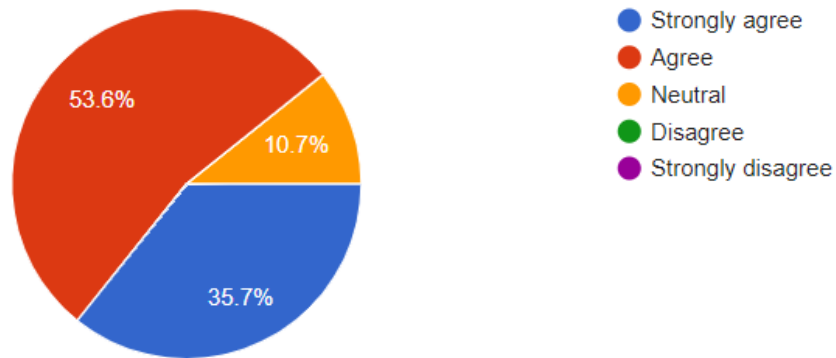
---

### Analysis

The above chart portrays that whether the course has good balance between the theory and application. The respondents 64.3% agreed to the statement and 17.9% strongly agreed to the statement. Lastly, 17.9% were neutral in their opinion.

The Syllabus of this course will upgrade our knowledge and perspective in the subject area.

28 responses



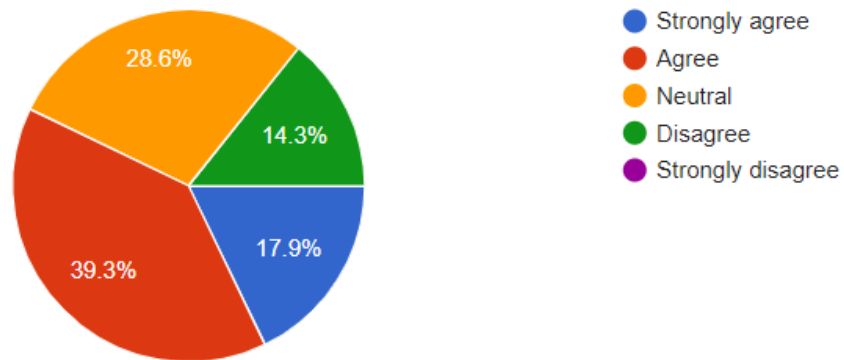
---

### Analysis

The above chart shows that whether the syllabus will upgrade the knowledge and subject area. The respondents 53.6% agreed to the statement and 35.7% strongly agreed to the statement. Finally, 10.7% are neutral in their opinion.

I have the freedom to propose, modify, suggest and incorporate new topics in the syllabus through proper forum

28 responses



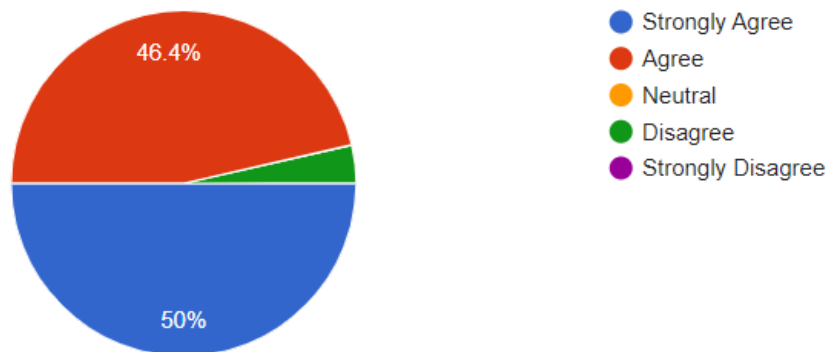
---

### Analysis

The question was posed to the respondents in order to understand whether the faculties have the freedom in incorporating and modifying in the syllabus. The respondents 28.6% were neutral in their opinion and 39.3% agreed to the statement. Likewise, 17.9% were strongly agreed towards the statement. Further, 14.3% of respondents disagreed to the statement

I have the freedom to adopt new techniques / education tools / strategies in Teaching.

28 responses



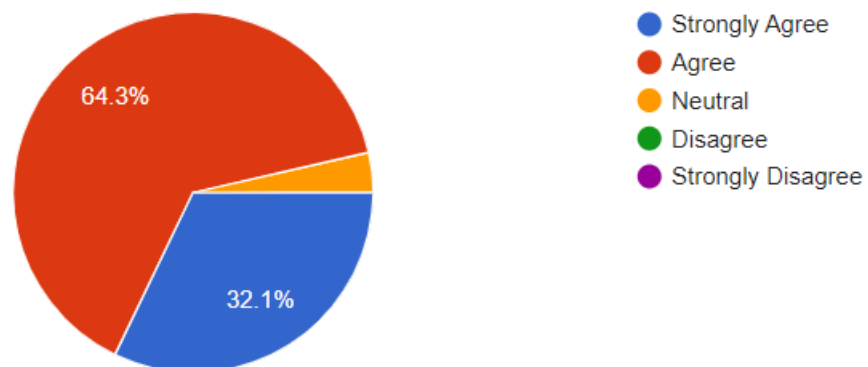
---

### Analysis

The above chart shows that whether the teachers have the freedom to adopt new techniques/education tools/strategies in teaching. The respondents 46.4% agreed to the statement and 50% strongly agreed to the statement.

I am able to achieve the required course outcome.

28 responses



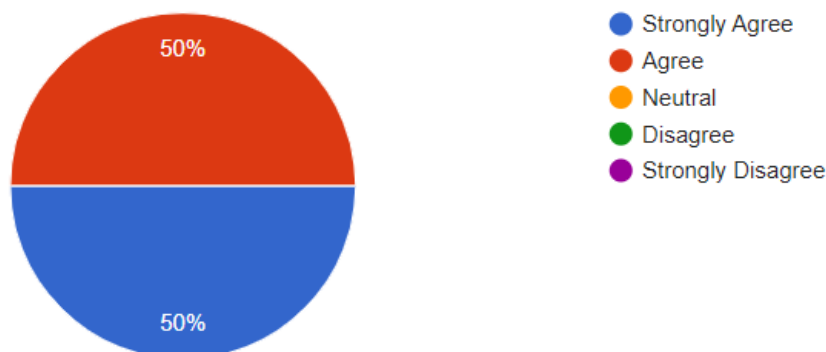
---

### Analysis

The above chart portrays that whether the teachers are able to achieve the required course outcome. The respondents 64.3% agreed to the statement and 32.1% strongly agreed to the statement. Lastly, 3.6% were neutral in their opinion.

I have taken sufficient steps to provide assistance to Slow Learners and / or Advanced Learners

28 responses



### Analysis

The above chart depicts that whether the respondents has taken a steps to assist to slow learners and advanced learners . The respondents 50% strongly agreed to the statement. Further 50% agreed that they have taken the steps to provide assistance to slow learners and /or advanced learners.

### **Additional Comments / Suggestions given by faculty members**

Sufficient steps are taken to make the students understand the concepts
Remedial Classes are conducted for slow learners
Learn - Unlearn- Relearn
Taking classes to both UG & PG. But information given only regarding UG course.
New syllabus is skill based
NEP Curriculum is good and updated
Projector have to fix all the class rooms and mic facilities also required .
NEP syllabus is very vast and without basics it is difficult to make students understand the concepts especially for non computer science student
Syllabus seems to high standard for ug course
Syllabus orientation from BCU is not on time and availability of new subject text books are getting delayed in market
For NEP, it should be 70 marks or 100 marks theory paper instead of 60 marks as done for CBCS scheme
Still little bit of updates can be done in the university syllabus
Focus and support on Research
Focus & support on research

Support for Research
More subject related materials will be helpful

### **Major observations and recommendations**

- The majority of the respondents opine that the syllabus will upgrade the knowledge and subject area.
- Most of the respondents responded say they are able to adopt new techniques/education tools/strategies in teaching. The teachers can also use the e-learning sources for the students.
- Majority of the respondents feel that, they have limited scope to change/alter the syllabus but liberty to use various teaching pedagogy
- It is observed that the majority of the respondents have initiated the steps to assist to slow learners and /or advanced learners. There is always a scope for improvement in this area by giving regular assignments and focusing more on slow learners helps the institution to improve the results.

### **Action Taken**

- Peer teaching and remedial coaching has been introduced to facilitate slow learners.
- Teachers continue to use ICT enabled teaching.
- Since the University revises the syllabus once in 4-5 years, The College initiates various add on and certificate courses which are contemporary in nature and job oriented
- Few of our faculty members represent at BOS, and are attempting to communicate the required changes



## Analysis Report of the feedback received from Alumni (AY- 21-22)

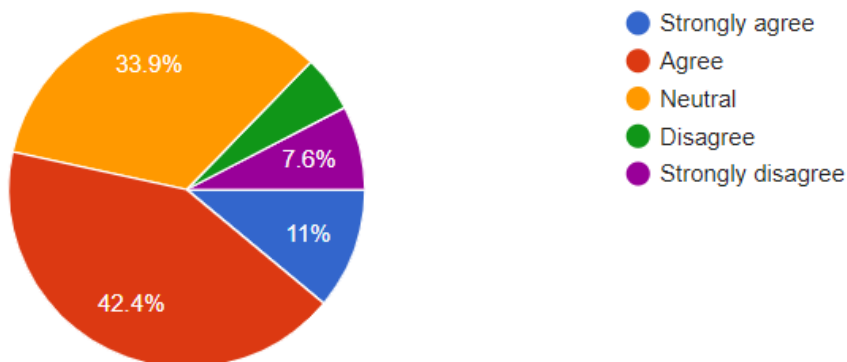
### Data Collection and analysis

An effort has been made by the college in order to receive the feedback from the Alumni on the teaching co-curricular activities, syllabus and such others . As many as 118 alumni have responded. In order to arrive at the comprehensive results, percentage has been used for effective comparison and analysis.

Data has been collected by preparation of Google form and has been circulated to the alumni. The details of the analysis are as follows:

The Curriculum and Syllabus Content were appropriate for my placement / higher education

118 responses

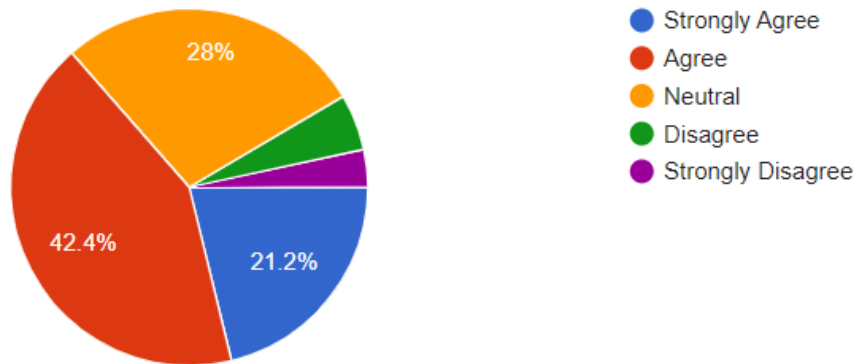


### Analysis

The data has been collected from 118 alumni, out of that 42.4% of alumni agreed that curriculum and syllabus content was appropriate for their placement/higher education. Likewise, 33.6% are neutral in their opinion. Meanwhile, 11% strongly agreed. In addition to that 7.3% strongly disagreed to the statement and 5.1% of respondents disagreed to the statement.

## Sufficient number of Co-curricular activities were arranged during my study period

118 responses

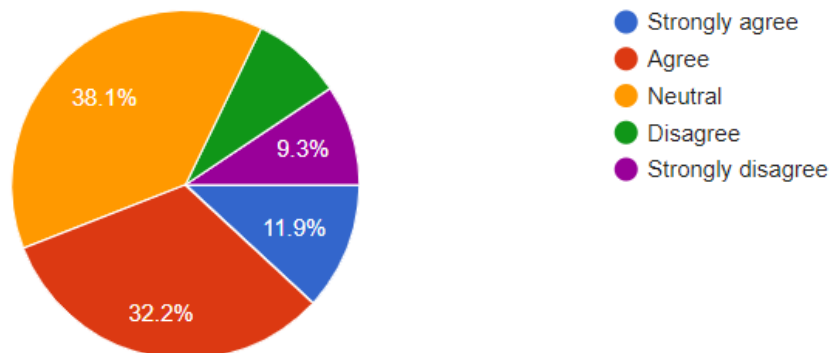


### Analysis

The question was posed to the respondents in order to understand regarding the Co- Curricular activities of the college. The respondents 42.4% agreed to the statement. Further 28% were neutral in their view. Meanwhile, 21.2% strongly agreed that the faculty members and institution helped in placing them.

## The Institution / Faculty Members helped me in Placement / higher Education

118 responses



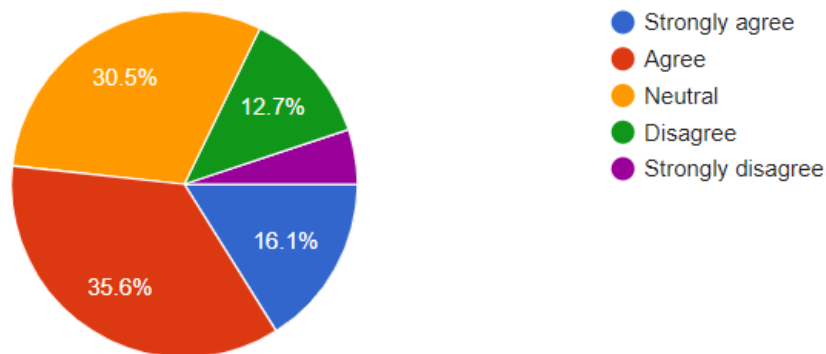
### Analysis

The above chart depicts that institution/faculty members help in placing the students and higher education. The respondents 32.2% agreed to the statement. Further 38.1% were neutral in their view. Meanwhile, 11.9% strongly agreed that the faculty members and institution helped in placing them. Likewise, 8.5% disagreed towards the statement and 9.3% strongly disagreed.



The Institution offers sufficient scholarships to merit students and deserving students

118 responses

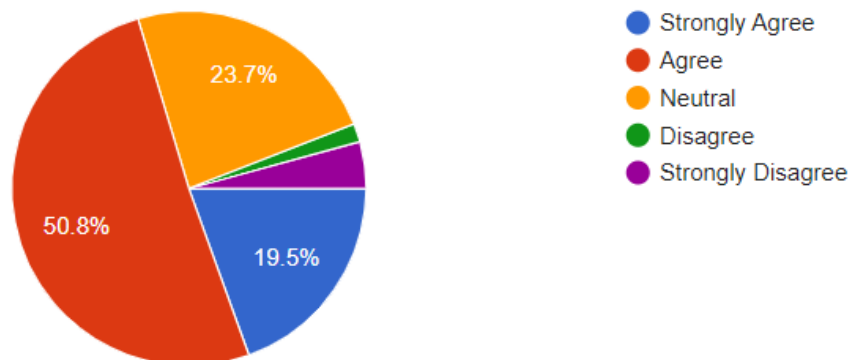


### Analysis

The above chart shows that the sufficient scholarships to merit students and deserving students. The respondents 35.6% agreed to the statement and 30.5% are neutral in their response. Likewise, 16.1% Strongly agreed towards the statement. Further, 12.7% of respondents Disagreed to the statement. Finally, 5.1% strongly disagreed towards the statement.

The Learning ambience at the institute is good.

118 responses

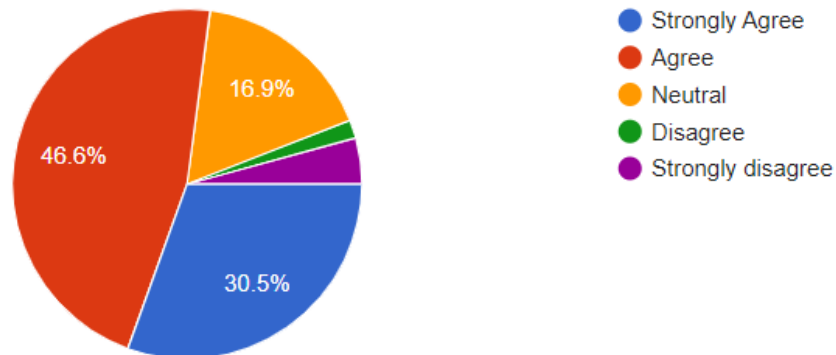


### Analysis

The above chart says about the ambience of the institute. The respondents 50.8% agreed to the statement and 23.7% are neutral in their Opinion. Likewise, 19.5% Strongly agreed towards the statement. Further, 4.8% of respondents Disagreed to the statement. Finally, 1.2% strongly disagreed towards the statement.

The Institution provides sufficient opportunity to participate in extracurricular activities.

118 responses

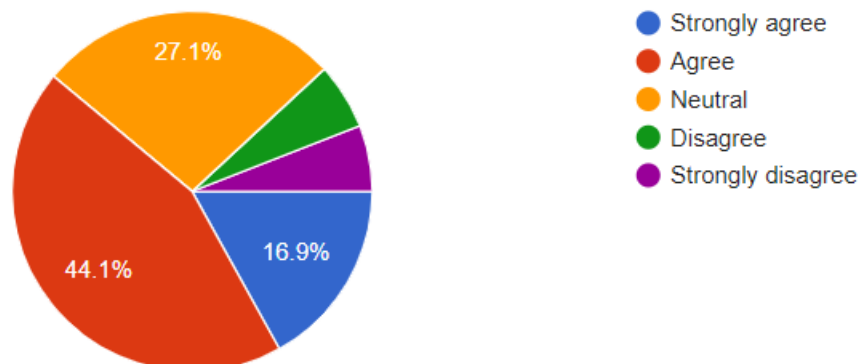


### Analysis

The above chart depicts that institution opportunity to participate in extracurricular activities. The respondents 46.6% agreed to the statement. Further 30.5% strongly agreed. Meanwhile, 16.9% were neutral in their view. Lastly, 4.4% disagreed towards the statement.

The Curriculum accommodates courses with experiential learning (Hands-on)

118 responses

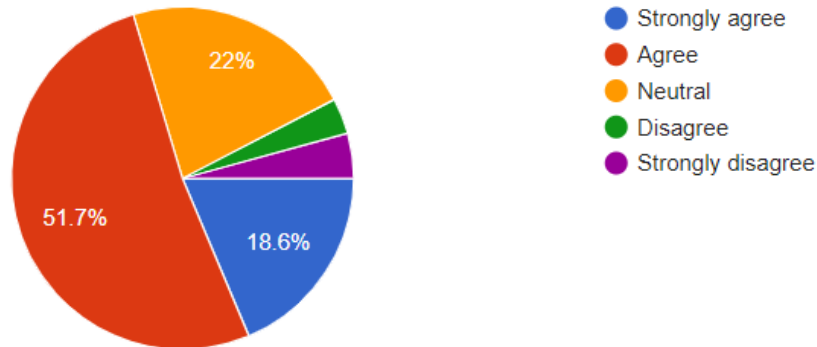


### Analysis

The question was posed to the respondents to know regarding the curriculum accommodates courses with experimental learning. The respondents 44.1% agreed to the statement. Likewise, 27.1% were Neutral in their opinion. Meanwhile 16.9 % of respondents strongly agreed to the statement.

The Institution is Student-centric in all its academic initiatives.

118 responses



### Analysis

The above chart says that whether the institution is student centric in all its academic initiatives. The respondents 51.7% agreed to the statement and 18.6% strongly agreed to the statement. Likewise, 22% were neutral towards the statement. Further, 4.5% of respondents strongly agreed to the statement. Finally, 3.2% disagreed towards the statement.

### Major observations and recommendations

- Majority of the students (more than 70%) agreed that curriculum and Syllabus content are appropriate for placement and for their higher education.
- More number of alumni is more than satisfied regarding the co-curricular activities provided to them. There is always a scope to improve in this regards with the co-curricular activities.
- The Majority of the alumni agreed that institution and faculty members helped them in placement. There is always a scope to improvise regarding the placements in the institution. This can be achieved by industry academic collaboration and internship
  - Almost all the have agreed about experiential learning but have scope to improve on it. Learning ambience is appreciated by majority of the respondents.
- Most of the respondents agreed that institution is student centric. The institution can focus on training for competitive exams, and career counseling .

### Action Taken

- The College ensures that the alumni engagements are an essential part of the academic endeavor and regularly conducts alumni meet and interactions.
- Various activity centers are established in order to bring in overall improvement of the students
- To improve placements, the training and placement cell uses its network for campus pooling and also for bringing in more Companies into the campus for placement.

- Various add on and certificate courses which are emerging technology based are introduced on a regular basis.



## Analysis report received from Employers ( AY 21-22)

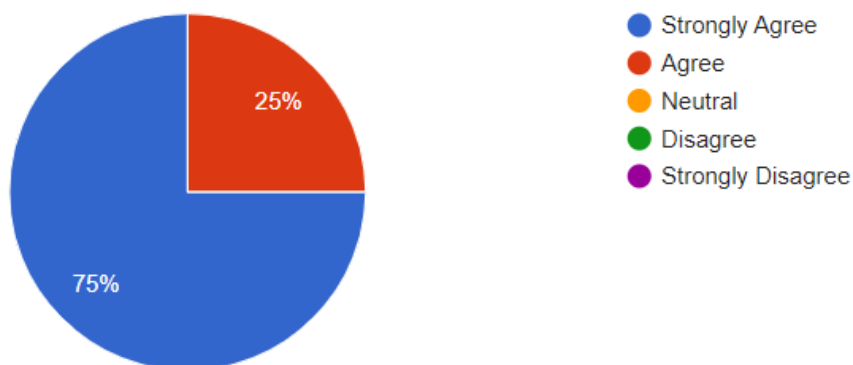
### Feedback Data Collection and analysis

An effort has been made by the college in order to receive the feedback from the employers on the syllabus Curriculum, technical knowledge and as such. Though good number of questionnaire were distributed, as many as 04 employers have responded. In order to arrive at the comprehensive results, percentage has been used for effective comparison and analysis.

Data has been collected by preparation of Google form and has been circulated to the alumnus. The details of the analysis are as follows:

The Technical Knowledge of the students is good.

4 responses

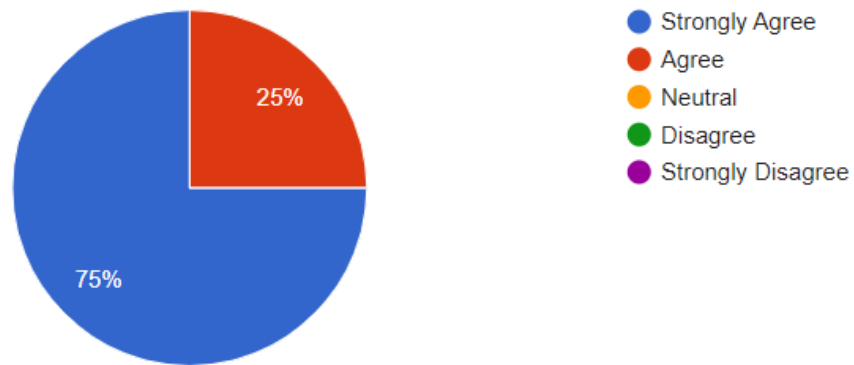


### Analysis

The data has been collected from 04 respondents, out of that 75% of employers strongly agree that technical knowledge of the students are good. Meanwhile, 25% agreed to the statement.

The Curriculum and Syllabus provide sufficient knowledge in the area of study

4 responses

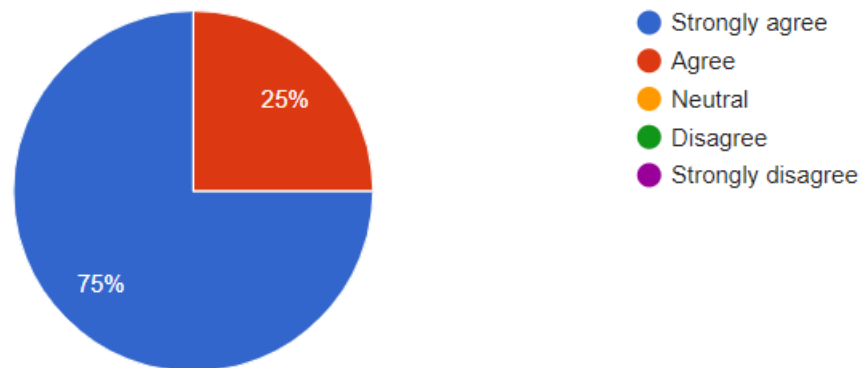


### Analysis

The question was posed to the respondents in order to understand regarding the Curriculum and Syllabus provide sufficient knowledge in the area of study. The respondents 75% strongly agree to the statement. Likewise, 25% agreed to the statement.

The Students are able to work as a part of the team.

4 responses

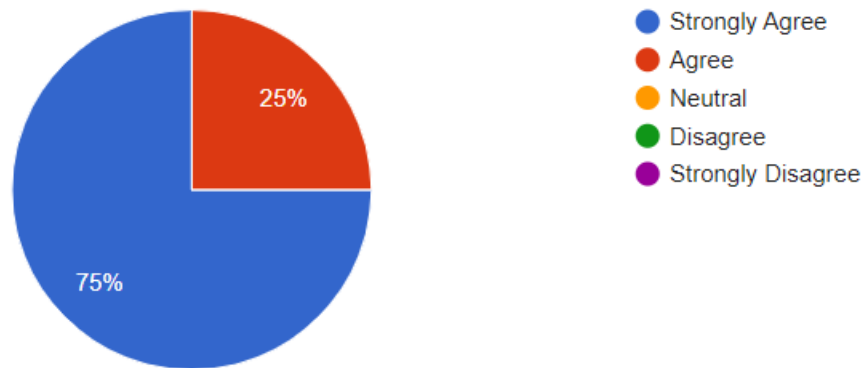


### Analysis

The above chart depicts that students are able to work as a part of the team. The respondents 75% strongly agreed to the statement. Further 25% agreed

### The Students maintain cordial relation with Peers and Seniors

4 responses

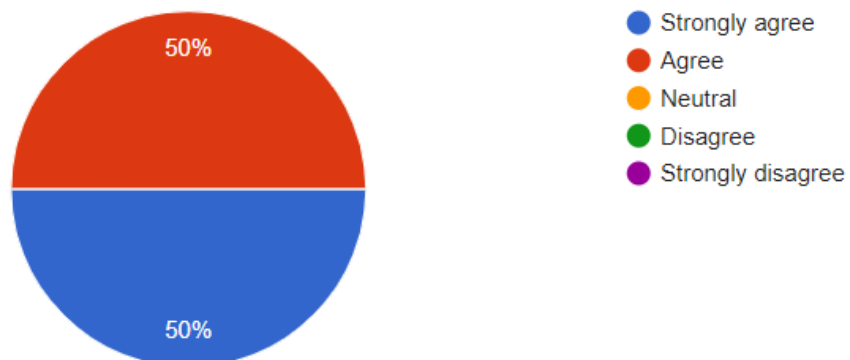


#### Analysis

The above chart says that the student maintains cordial relation with Peers and Seniors. The respondents 75% strongly agreed to the statement and 25% agreed to the statement.

### Communication Skills of the Students are good

4 responses

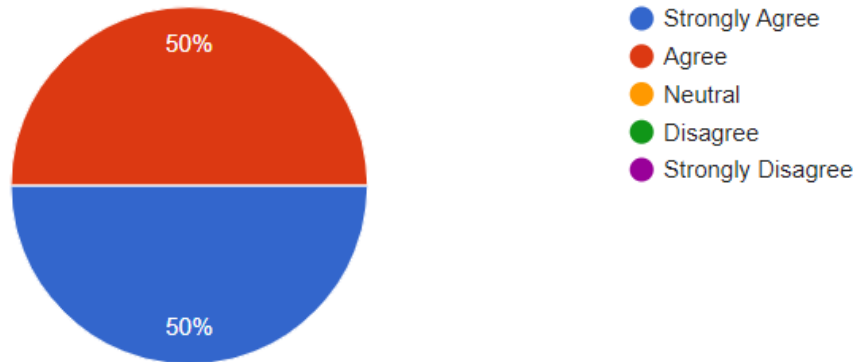


#### Analysis

The above chart says that the student maintains cordial relation with Peers and seniors. The respondents 50% strongly agreed to the statement and 50% agreed to the statement.

### Students Volunteer to get into new initiatives taken up by the company

4 responses

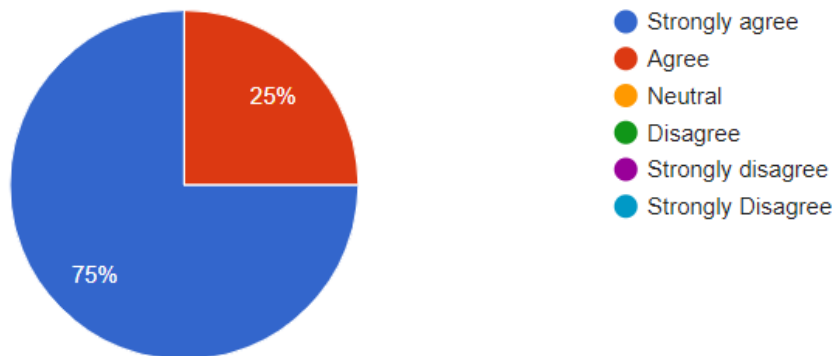


#### Analysis

The above chart portrays students' volunteers to get new initiatives taken up by the institution. The respondents 50% agreed to the statement and 50% strongly agreed to the statement.

### Students have the ability to learn industrial practices and mould themselves into the Company Culture

4 responses



#### Analysis

The above chart depicts the students ability to learn industrial practices and mould themselves into the company culture. The respondents 25% agreed to the statement Likewise, 75% strongly agreed to the statement.



### Any other points to improve the student quality

4 responses

Students can improve in the add on skills

Would like to give my opinion here, at present situation students thinks that they need to get good salary & wants to attain financial freedom very early. we appreciate it and at the same moment they are not ready to give their heart & soul towards to it to strive and get ot done. That's where they are lagging behind.

Nothing more everything is mentioned above

Needs improvement in Communication skills

The above mentioned are the observations made by the employer

### Major observations and recommendations

- Majority of the respondents are agreed positively to all the statements.
- More number of respondents agreed that students have the ability to learn the industrial practices.
- The Majority of respondents agreed that students communication are good but required to improvement
- The Institutions should take care of further improvement of students communication skills and mold them for industrial practices.
- The number of respondents are less in number to draw a concrete conclusions

### Action Taken

- Pre-placement training is in place to develop students overall personality.
- Emerging technology courses has been introduced based on industry requirement
- Language lab has been introduced to improve the communication skill
- Students have been made office bearers for 32 activity centers to ensure they work as a team to meet common objectives.