

Analysis Report of feedback received from various Stakeholders – AY 2022-23

Sivananda Sarma Memorial RV College, commonly referred to as SSMRV College, is affiliated with Bengaluru City University. The institution offers a range of undergraduate programs, including B. Com, BBA, BBA – Aviation, and BCA, along with a postgraduate course, M.Com. With a student population exceeding 2000, the college attracts individuals from diverse backgrounds and economic strata. The Internal Quality Assurance Cell at the college is dedicated to ongoing efforts for quality enhancement and the improvement of the overall student learning experience. To identify areas for improvement and assess the college's strengths and weaknesses, feedback from various stakeholders has been actively sought and received.

Analysis Report of feedback received from Students

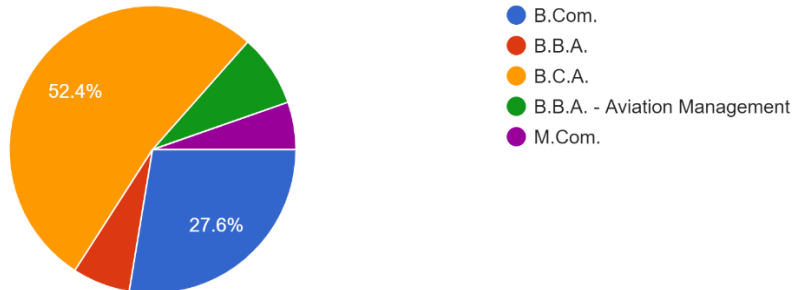
Data Collection and analysis

The college made an effort to gather feedback from its students regarding teaching and the syllabus, with a total of 431 students providing responses. To ensure comprehensive results, percentages were utilized for effective comparison and analysis. The data collection process involved the creation and distribution of a Google form to students across all programs. The following details outline the analysis conducted.

Analysis

Course

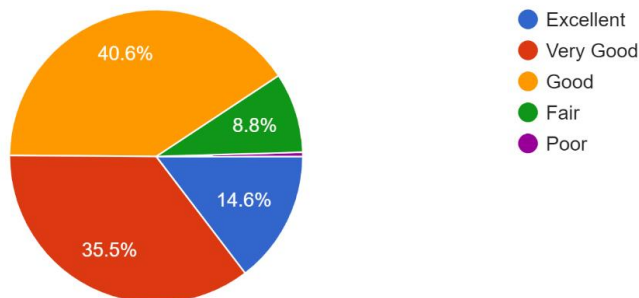
431 responses



A total 431 responses were received across all the programs, out of which 27.6% are from B. Com, 52.4% from BCA and others are from BBA, M.Com and BBA Aviation management.

Curriculum and Syllabi of the Course

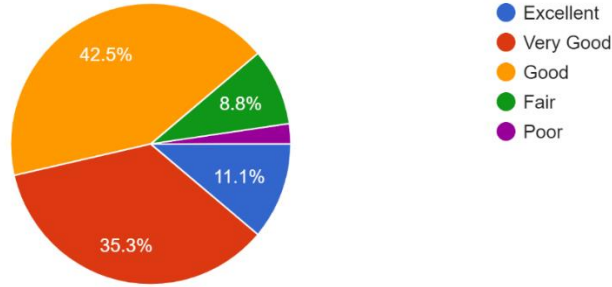
431 responses



Analysis

The above pie chart represents the quality of the syllabus and the curriculum perceived by the students of their respective courses. According to this 14.6% of the students has perceived the students to be excellent, 35.5% of the students consider as very good and 40.6% as good. Only 8.8% of them perceived as fair.

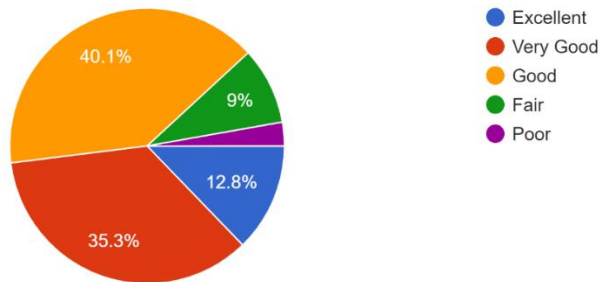
Extent of Syllabi covered in the class
431 responses



Analysis

The above pie chart shows the extent of syllabus covered by the faculty members of their respective programs and courses. 11.1% of the responses record as excellent, 35.3% show as very good, 42.5% of them respond as good and 8.8% of them has responded as fair.

Course Delivery by Faculty Members in the class
431 responses

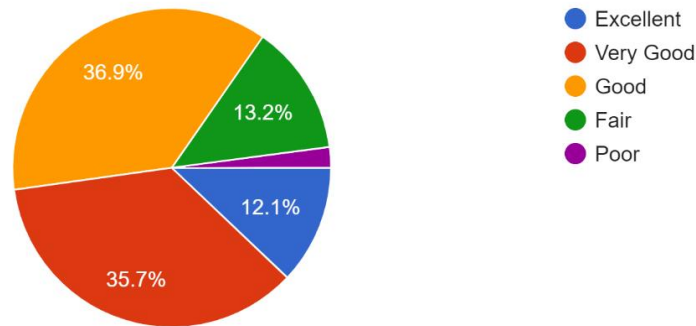


Analysis

The above pie chart shows the quality in which the course has been delivered to the students by the faculty members during the academic year. According to the above response, 12.8% of the responses recorded as excellent, 35.3% shown as very good, 40.1% of them responds as good. 9% of them has responded as fair.

Usage of Teaching aids and ICT in the class by faculty members to facilitate teaching

431 responses

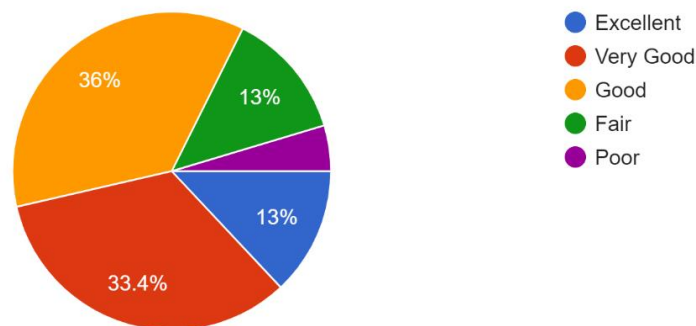


Analysis

An attempt has been made to understand the extent of usage of Teaching aids and ICT in the class room by the faculty member to facilitate teaching. According to the above response, 12.1% of the responses record as excellent, 35.7% shows as very good, 36.9% of them respond as good and few of them has responded as poor and 13.2% as fair.

Fairness in the assessment processes

431 responses

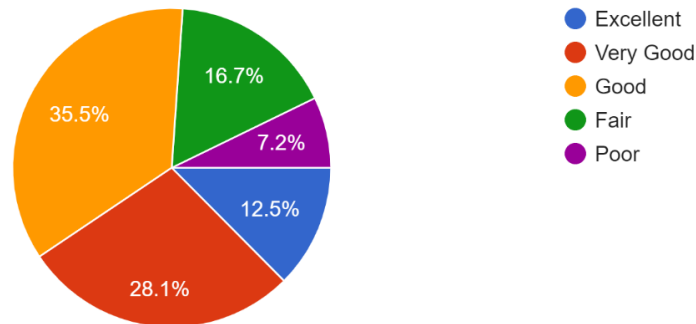


Analysis

To understand the perspective of the students about the fairness in the assessment process by the faculty members. According to the above response, 13% of the responses record as excellent, 33.4% show as very good, 36% of them responds as good. 13% of them has responded as fair and balance as poor.

Opportunities in the College for Research Activities

431 responses

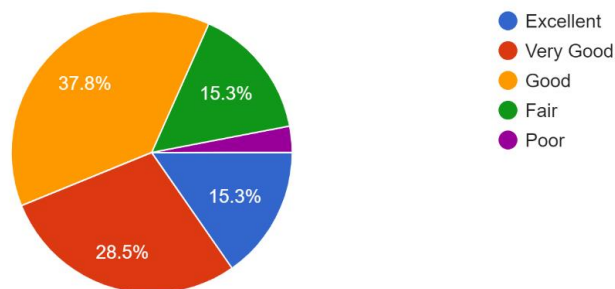


Analysis

To understand the extent the research opportunities provided to the students by the college and the same perceived and utilized by the students. According to the above response, 12.5% of the responses record as excellent, 28.1% show as very good, 35.5% of them respond as good, 16.7% of them has responded as fair and 7.2% as poor.

Content and Learning of Add-on Course offered at College

431 responses

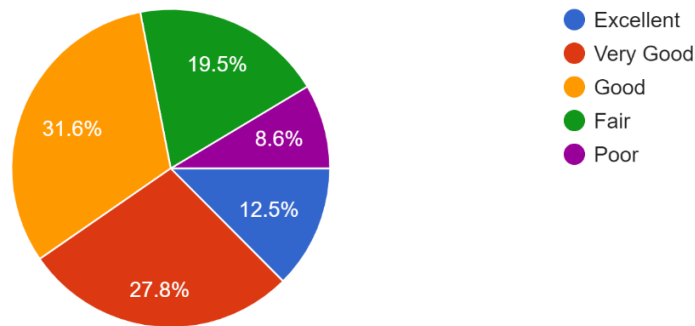


Analysis

The above chart indicates the extent of contents and learning of add-on courses offered at college to the students across programs and courses. According to the above response, 15.3% of the responses record as excellent, 28.5% show as very good, 37.8% of them responds as good, 15.3% of them has responded as fair and balance as poor.

Opportunities for out of classroom learning (Guest Lectures, Seminars, Workshops, Conferences , Competitions, Industrial Visit, Internships)

431 responses

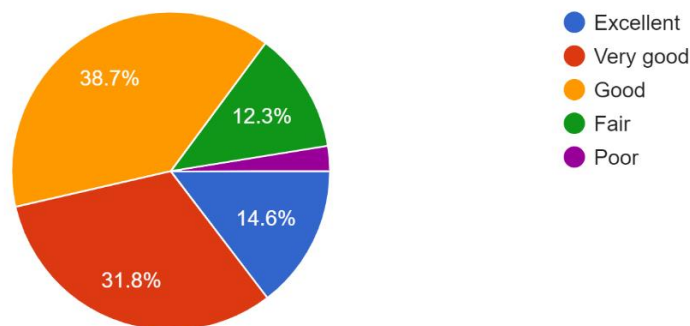


Analysis

The chart indicates the about the opportunities to the students available outside the classroom learning in terms of guest lecturers, seminars, workshops, conferences, competitions, industrial visits, internships and such others. According to the above response, 12.5% of the responses record as excellent, 27.8% show as very good, 31.6% of them responds as good, 19.5% of them has responded as fair and 8.6% as poor.

Overall Learning Experience

431 responses



Analysis

The above chart indicates the overall experience in learning of the students of all programs and courses. According to the above response, 14.6% of the responses record as excellent, 31.8% show as very good, 38.7% of them responds as good.

12.3% of them has responded as fair and balance as poor.

Major Observations and Recommendations

- The majority of students appreciate the quality of the syllabus and its content, which aligns with the affiliated BCU university standards.
- Over 80% of faculty members have successfully completed the syllabus within the stipulated time, with efforts to ensure a 100% completion rate.
- While more than 85% of students find the course delivery satisfactory, a small portion rates it as fair/poor, indicating a need for continuous improvement. Program-specific initiatives are underway to enhance the quality of course delivery.
- Teaching aids and ICT are integral to the teaching pedagogy, with a considerable percentage of students accepting this approach. Faculty members are recommended to continue using ICT alongside traditional methods.
- The institution maintains a fair process for assessing student performance, but there is a marginal section of students with dissenting views. Measures are being taken to ensure 100% acceptance of the assessment process.
- Research activities at the undergraduate level pose a challenge, but the college has successfully initiated workshops, encouraged students to prepare and present research papers, gaining acceptance across all programs. The recommendation is to continue with engaging activities.
- Despite being affiliated with BCU, the college introduced add-on courses on emerging technologies, receiving positive feedback from students, although a fringe section may find it burdensome.
- Ample opportunities for out-of-classroom learning are appreciated by students, and it is recommended to continue and expand such activities.

Action Taken

- Despite being affiliated with BCU, the college introduced additional courses in Emerging technologies to address potential gaps.

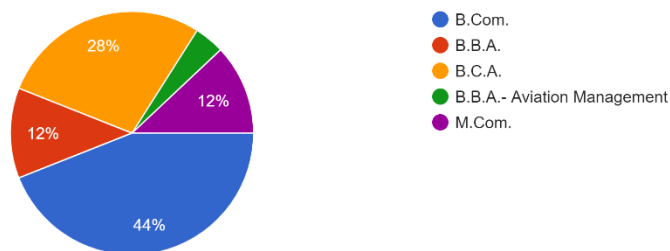
- The use of ICT-enabled classrooms has been expanded to maximize its effectiveness.
- Students are actively encouraged and supported in presenting and publishing papers, with some already achieving publication.
- Measures have been implemented to ensure fairness in the assessment process.
- Ongoing efforts to enhance the overall effectiveness of faculty members are being pursued in response to student feedback.

Analysis Report of the Feedback received from Faculty Members

Data Collection and analysis

The college initiated a process to collect feedback from teachers regarding the syllabus, curriculum, and learning resources. A total of 25 teachers actively participated in providing their feedback. To ensure a comprehensive understanding, percentages were employed for effective comparison and analysis of the collected data. The data collection was facilitated through the creation of a Google form, which was then distributed among the faculty members. The subsequent details outline the specifics of the analysis conducted.

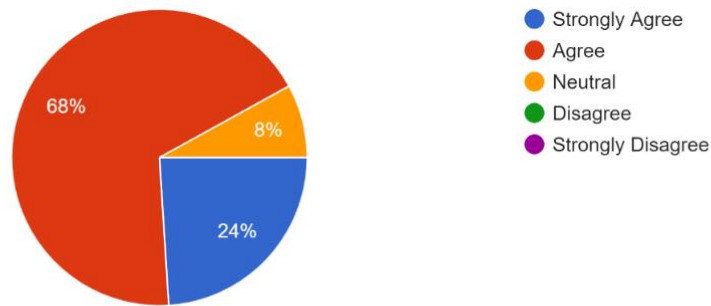
You are Providing Feedback for which course?
25 responses



Analysis

The above chart portrays the program-wise feedback. The respondents 44% were from BCom. Likewise, 12% were from BBA. Meanwhile, 28% were from BCA. In addition, 12% were from M.Com. Remaining were from BBA-Aviation Management.

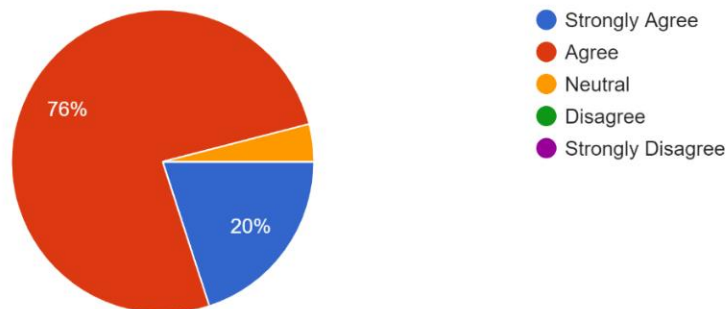
Curriculum and Syllabus are need based
25 responses



Analysis

The above chart depicts whether the curriculum and Syllabus are need based. The respondents 90% agreed to the statement. In that, 24% strongly agreed that curriculum and syllabus are need based. Finally, 8% are neutral in their opinion.

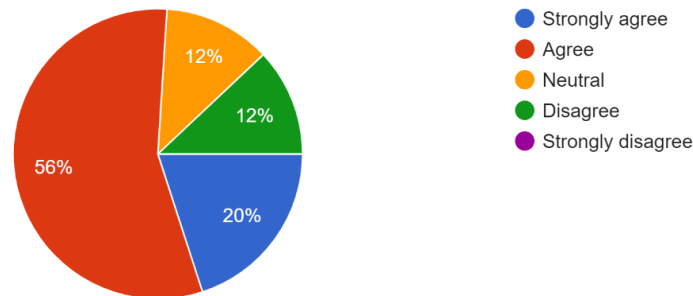
The Course outcomes are well-defined and clear
25 responses



Analysis

The above chart depicts that the course outcome are well defined and clear . The respondents 76% agreed to the statement. Further 20% strongly agreed that course outcomes are well defined and clear.

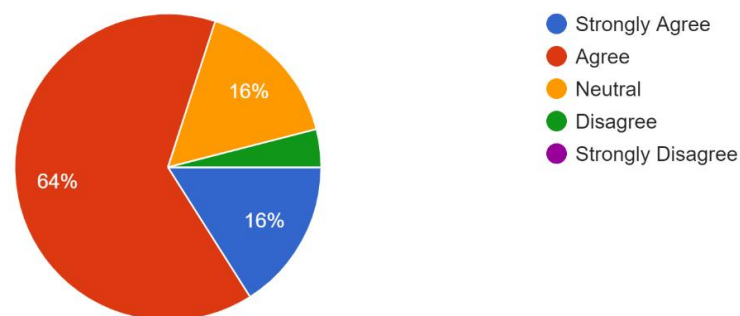
Sufficient number of relevant reading materials and digital resources are available in the library.
25 responses



Analysis

The above chart shows that whether the sufficient reading material and digital resources are available in the library. The respondents 56% agreed to the statement and 20% strongly agreed to the statement, 12 % are neutral in their opinion and 12% of the respondents were disagreed to the statement.

The Course has good balance between theory and application.
25 responses

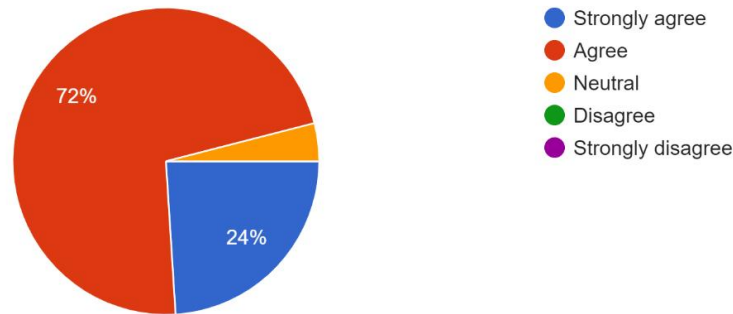


Analysis

The above chart portrays that whether the course has good balance between the theory and application. The respondents 64% agreed to the statement and 16% strongly agreed to the statement. Lastly, 16 %were neutral in their opinion and 4% were disagreeing to the statement specified.

The Syllabus of this course will upgrade our knowledge and perspective in the subject area.

25 responses

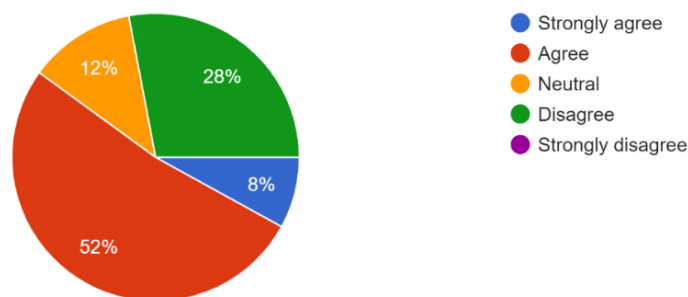


Analysis

The above chart shows that whether the syllabus will upgrade the knowledge and subject area. The respondents 72% agreed to the statement and 24% strongly agreed to the statement. Finally, 4 % are neutral in their opinion.

I have the freedom to propose, modify, suggest and incorporate new topics in the syllabus through proper forum

25 responses

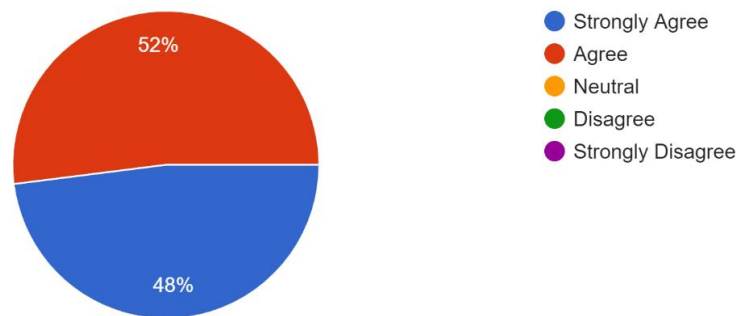


Analysis

The question was posed to the respondents in order to understand whether the faculty members have the freedom in incorporating and modifying the syllabus. The respondents 12% were neutral in their opinion and 52% agreed to the statement. Likewise, 8% were strongly agreed towards the statement. Further, 28% of respondents disagreed to the statement.

I have the freedom to adopt new techniques / education tools / strategies in Teaching.

25 responses

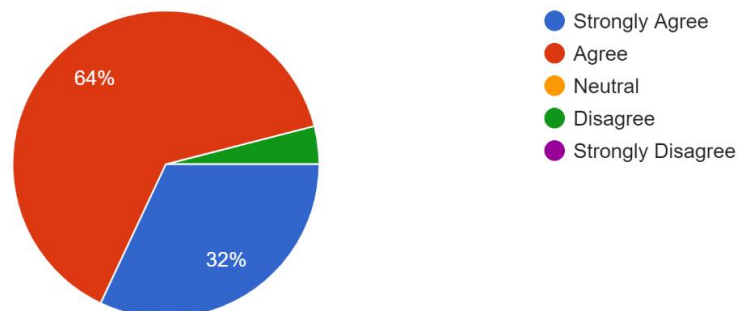


Analysis

The above chart shows that whether the teachers have the freedom to adopt new techniques/education tools/strategies in teaching. The respondents 52% agreed to the statement and 48% strongly agreed to the statement.

I am able to achieve the required course outcome.

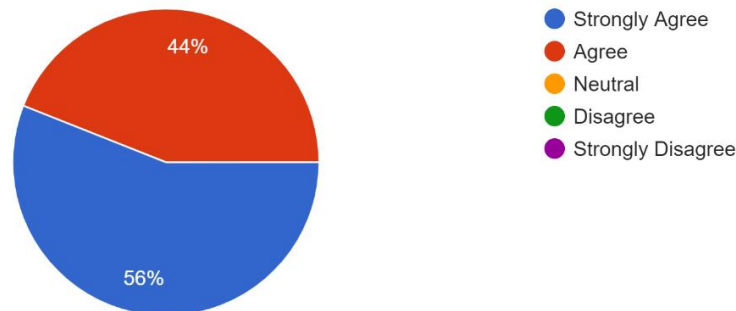
25 responses



Analysis

The above chart portrays that whether the teachers are able to achieve the required course outcome. The respondents 64% agreed to the statement and 32% strongly agreed to the statement. Lastly, 4% were disagreed to the statement.

I have taken sufficient steps to provide assistance to Slow Learners and / or Advanced Learners
25 responses



Analysis

The above chart depicts that whether the respondents has taken any steps to assist to slow learners and advanced learners . The respondents 56% strongly agreed to the statement. Further 44% agreed that they have taken the steps to provide assistance to slow learners and /or advanced learners.

Major Observations and Recommendations

- The majority of respondents believe that the syllabus contributes to the enhancement of knowledge and subject expertise.
- A significant number of respondents indicate their ability to incorporate new teaching techniques, educational tools, and strategies, including the utilization of e-learning resources for students.
- Most respondents express limited scope to alter the syllabus but acknowledge the freedom to employ various teaching pedagogies.
- It is noted that a majority of respondents have taken steps to assist both slow and advanced learners. However, there is room for improvement through

regular assignments and increased focus on slow learners to enhance overall institutional results.

Action Taken

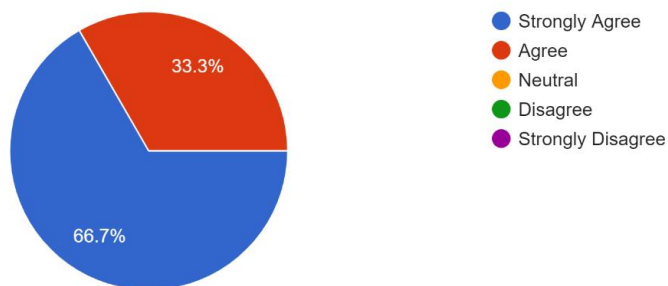
- Implementation of peer teaching and remedial coaching has been introduced to support slow learners.
- The continued use of ICT-enabled teaching methods by teachers.
- Recognizing the infrequency of syllabus revisions by the University (once in 4-5 years), the College has introduced contemporary and job-oriented add-on and certificate courses.
- Faculty members representing the college at the Board of Studies (BOS) actively work to communicate and implement necessary changes.

Analysis Report of the feedback received from Employers

Data Collection and analysis

The college actively sought feedback from employers regarding the syllabus, curriculum, and technical knowledge. Despite the distribution of a substantial number of questionnaires, feedback was received from a total of 6 employers. To ensure a comprehensive understanding, percentages were employed for effective comparison and analysis of the collected data. The data collection process involved the creation of a Google form, which was then circulated among the employers. The subsequent details outline the specifics of the analysis conducted.

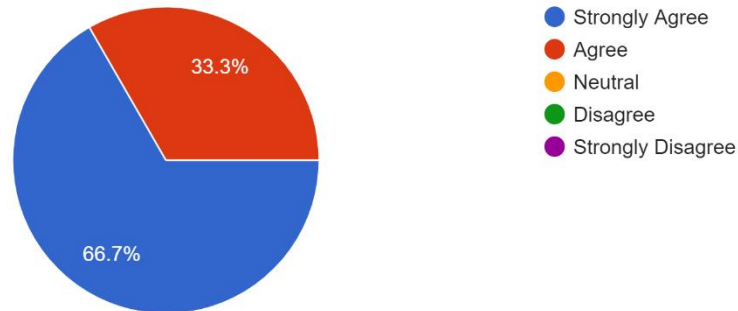
The Technical Knowledge of the students is good.
6 responses



Analysis

The data has been collected from 06 respondents, out of that 66.7 % of employers strongly agree that technical knowledge of the students are good. Meanwhile, 33.3% agreed to the statement.

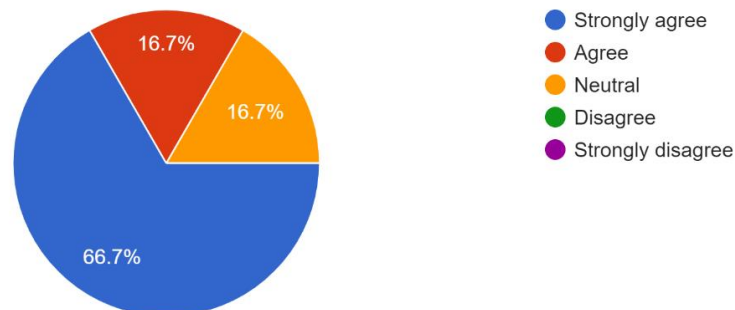
The Curriculum and Syllabus provide sufficient knowledge in the area of study
6 responses



Analysis

The question was posed to the respondents in order to understand regarding the Curriculum and Syllabus provide sufficient knowledge in the area of study. The respondents 66.7% strongly agree to the statement. Likewise, 33.3% agreed to the statement.

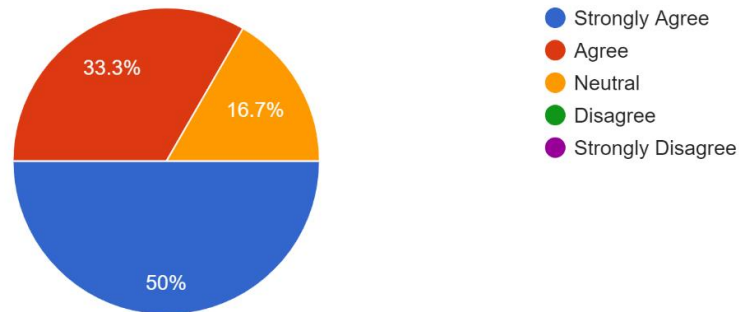
The Students are able to work as a part of the team.
6 responses



Analysis

The above chart depicts that students are able to work as a part of the team. The respondents 66.7% strongly agreed to the statement. Further 16.7% agreed and 16.7% were neutral in their opinion.

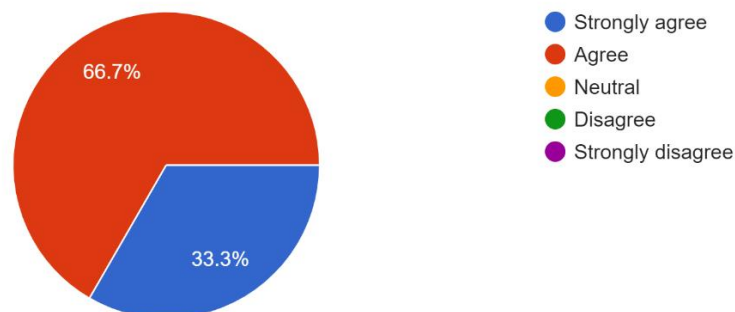
The Students maintain cordial relation with Peers and Seniors
6 responses



Analysis

The above chart says that the student maintains cordial relation with Peers and Seniors. The respondents 50% strongly agreed to the statement and 33.3% agreed to the statement and 16.7% were neutral in their opinion.

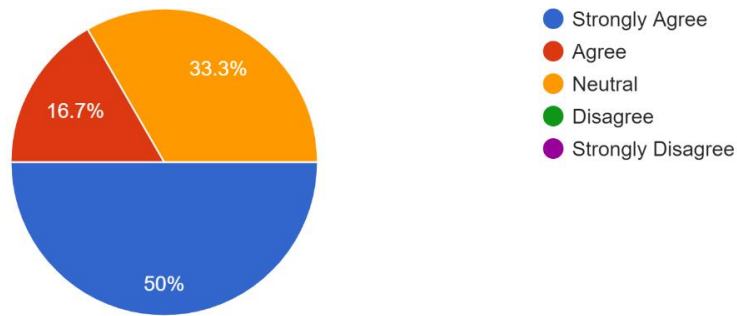
Communication Skills of the Students are good
6 responses



Analysis

The above chart says that the communication skills of the students are good. The respondents 33.3% strongly agreed to the statement and 66.7% agreed to the statement.

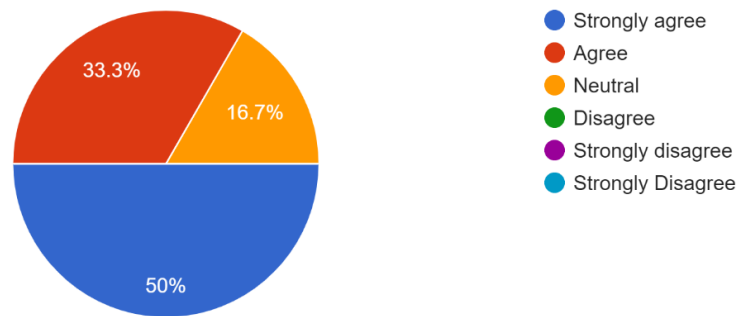
Students Volunteer to get into new initiatives taken up by the company
6 responses



Analysis

The above chart portrays students' volunteers to get new initiatives taken up by the institution. The respondents 16.7% agreed to the statement and 50% strongly agreed to the statement. Lastly 33.3% were neutral in their opinion.

Students have the ability to learn industrial practices and mould themselves into the Company Culture
6 responses



Analysis

The above chart depicts the students' ability to learn industrial practices and mold themselves into the company culture. The respondents 33.3% agreed to the statement Likewise, 50% strongly agreed to the statement and 16.7% were neutral in their opinion.

Major Observations / Suggestions

- The majority of respondents express positive agreement with all the statements.
- A higher number of respondents acknowledge that students possess the ability to grasp industrial practices.
- Most respondents agree that students' communication skills are good but emphasize the need for improvement.
- Recommendations include the institution taking proactive measures to enhance students' communication skills and prepare them for industrial practices. Moreover, there is an emphasis on motivating students to function effectively as part of a team.

Actions Taken

- Introduction of Personality Development and Communication courses to foster overall personality development among students.

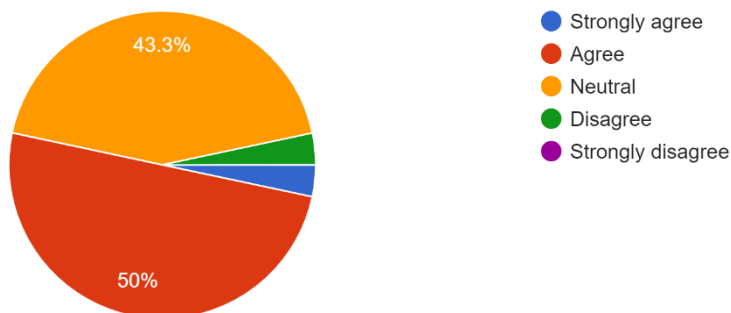
- Implementation of Emerging Technology courses aligning with industry requirements.
- Establishment of a Language Lab aimed at improving students' communication skills.
- Appointment of students as office bearers for 32 activity centers, ensuring collaborative teamwork to achieve common objectives.

Analysis Report of the feedback received from Alumni

Data Collection and Analysis

The college made a deliberate effort to gather feedback from alumni regarding teaching, co-curricular activities, syllabus, and related aspects. A total of approximately 30 alumni actively provided their responses. To ensure a comprehensive assessment, percentages were utilized for effective comparison and analysis of the feedback. The data collection process involved the creation of a Google form, which was then distributed among the alumni. The subsequent details outline the specifics of the analysis conducted.

The Curriculum and Syllabus Content were appropriate for my placement / higher education
30 responses

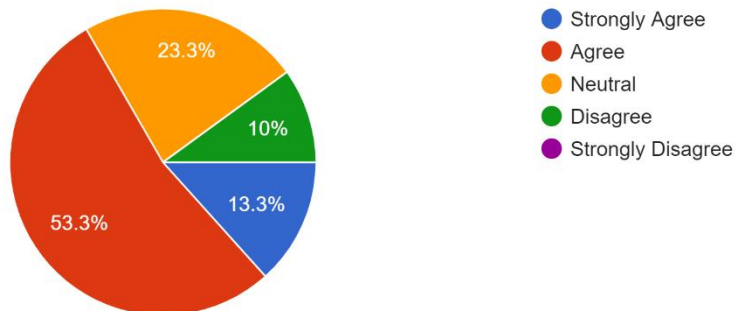


Analysis

Out of the data collected, 50% of alumni agreed that curriculum and syllabus content was appropriate for their placement/higher education. Likewise, 43.3% are neutral in their opinion. Meanwhile, 6.7% respondents were a mixture of

strongly agreed and disagreed to the statement.

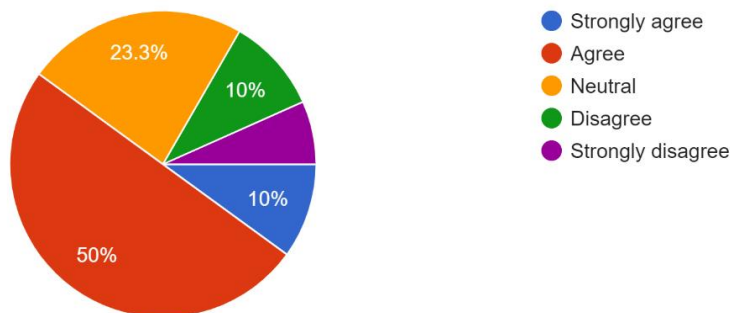
Sufficient number of Co-curricular activities were arranged during my study period
30 responses



Analysis

The question was posed to the respondents in order to understand regarding the Co- Curricular activities of the college. The respondents 53.3% agreed to the statement. Further 23.3% were neutral in their view. Meanwhile, 13.3% strongly agreed that the sufficient number of cocurricular activities were arranged.

The Institution / Faculty Members helped me in Placement / higher Education
30 responses

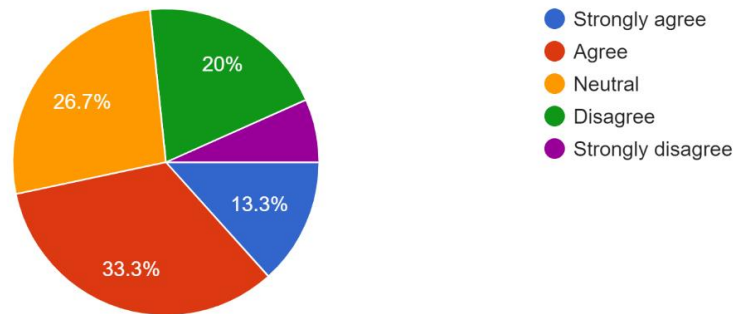


Analysis

The above chart depicts that institution/faculty members help in placing the students and higher education. The respondents 50% agreed to the statement. Further 23.3% were neutral in their view. Meanwhile, 10% strongly agreed that the

faculty members and institution helped in placing them. Likewise, 10% disagreed towards the statement and 6.7% strongly disagreed.

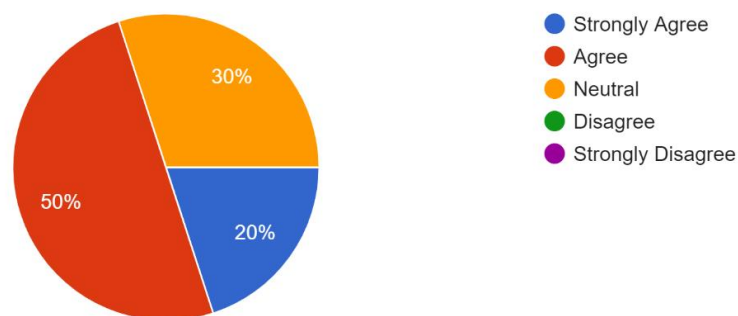
The Institution offers sufficient scholarships to merit students and deserving students
30 responses



Analysis

The above chart shows that the whether the institution is offering sufficient scholarships to merit students and deserving students. The respondents 33.3% agreed to the statement and 26.7% are neutral in their response. Likewise, 13.3% Strongly agreed towards the statement. Further, 20% of respondents disagreed to the statement. Finally, 6.7% strongly disagreed towards the statement.

The Learning ambience at the institute is good.
30 responses

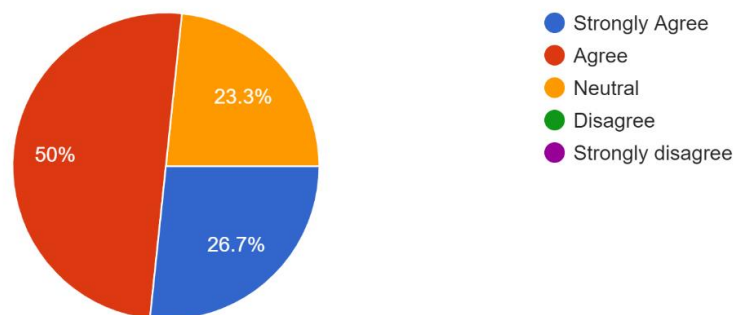


Analysis

The above chart says about the ambience of the institute. The respondents 50% agreed to the statement and 30% are neutral in their opinion. Likewise, 20% Strongly agreed towards the statement.

The Institution provides sufficient opportunity to participate in extracurricular activities.

30 responses

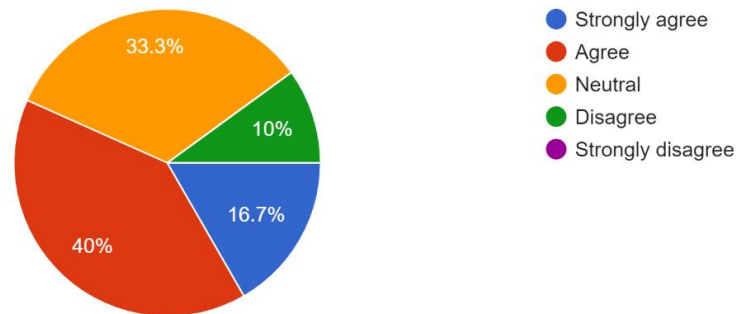


Analysis

The above chart depicts that institution providing opportunity to participate in extracurricular activities. The respondents 50% agreed to the statement. Further 26.7% strongly agreed. Meanwhile, 23.3% were neutral in their view.

The Curriculum accommodates courses with experiential learning (Hands-on)

30 responses

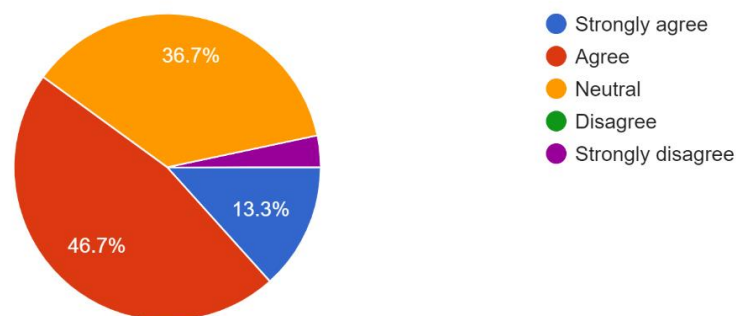


Analysis

The question was posed to the respondents to know regarding the curriculum accommodates courses with experimental learning. The respondents 40% agreed to the statement. Likewise, 33.3% were Neutral in their opinion. Meanwhile 16.7 % of respondents strongly agreed to the statement and around 10% were disagreed to the statement.

The Institution is Student-centric in all its academic initiatives.

30 responses



Analysis

The above chart says that whether the institution is student centric in all its academic initiatives. The respondents 46.7% agreed to the statement and 13.3% strongly agreed to the statement. Likewise, 36.7% were neutral towards the statement. Finally, 3.3% disagreed towards the statement.

Major Observations / Recommendations

- More than 90% of students agree that the curriculum and syllabus content are suitable for both placement and higher education.
- A majority of alumni express high satisfaction with the co-curricular activities provided, but there is room for improvement in this area.
- Most alumni agree that the institution and faculty members played a significant role in their placement, but there is a need for improvement, especially through industry-academic collaboration and internships.
- While almost all respondents appreciate experiential learning, there is room for improvement in this aspect. The learning environment is generally appreciated by the majority.
- Most respondents agree that the institution is student-centric, but there is a suggestion to focus on competitive exam training and career counseling.

Actions Taken

- The college prioritizes alumni engagement, conducting regular alumni meets and interactions as an integral part of the academic endeavor.
- Establishment of various activity centers aimed at overall student improvement.
- The Training and Placement Centre actively utilizes its network for campus recruitment and collaborates with more companies to enhance placement opportunities.
- Introduction of regular add-on and certificate courses based on emerging technologies to provide students with relevant skills.

Principal